

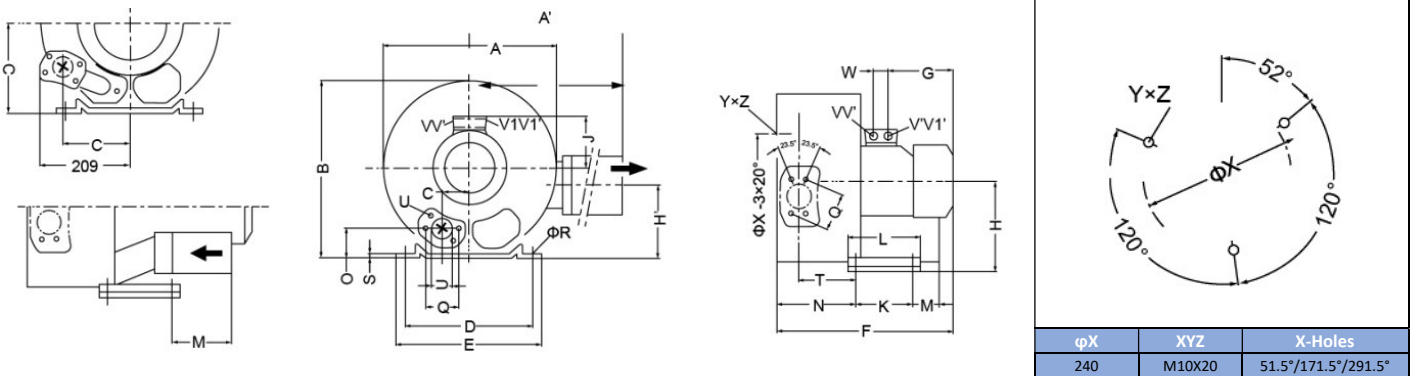
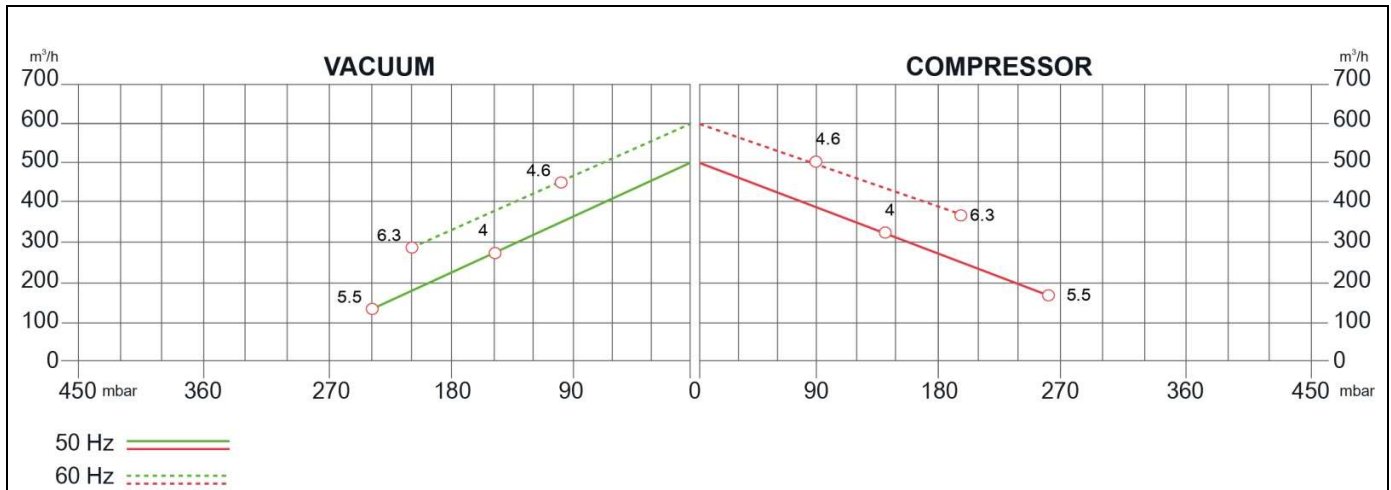
SIDE CHANNEL BLOWERS

BX 620 020 – 00 – Double Impeller – IE2



Construction of the ring blowers fans is based on the lateral ducts principle. The blowers can operate as either exhaust or compression fans and are designed for continuous service. The device is assembled directly on the motor shaft; all the rotating parts are dynamically balanced to ensure absolute absence of vibration. Full die-cast aluminum construction for maximum sturdiness and ease of handling. The characteristics data given here refer to the handling of gas with inlet temperature of 15°C, normal density of 1,23 kg/m³ and absolute pressure of 1023 mbar. Tolerance of ±10%. Max gas inlet temperature 40°.

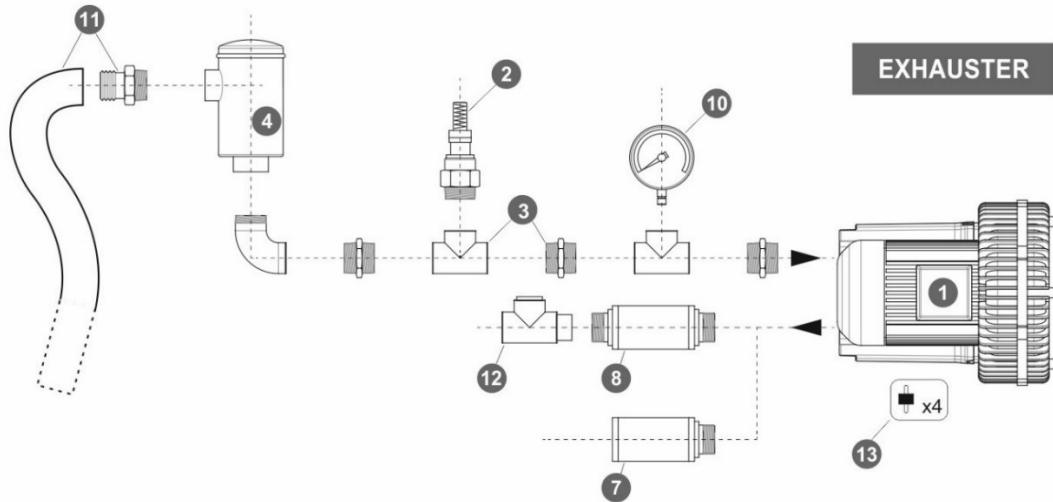
Model	Freq. [Hz]	Power [kW]	Voltage [V]		Rated Current [A]		Max Airflow [m ³ /h]	Rated VACUUM [mbar]	Rated COMPRESSOR [mbar]	Noise [dB A]	Weight [kg]
			△	Y	△	Y					
BX620 020 040 00	50	4	345÷415	600÷720	9.0	5.2	500	-150	140	74	54
	60	4.6	380÷480	660÷720			600	-100	90	78	
BX620 020 055 00	50	5.5	345÷415	600÷720	13.3	7.7	500	-240	260	74	69
	60	6.3	380÷480	660÷720			600	-210	200	78	
BX620 020 040 03	50	4	200÷240	345÷415	15.5	9.0	500	-150	140	74	54
	60	4.6	220÷275	380÷480			600	-100	90	78	
BX620 020 055 03	50	5.5	200÷240	345÷415	23.0	13.3	500	-240	260	74	69
	60	6.3	220÷275	380÷480			600	-210	200	78	



MODEL	A	A'	Bv	C	D	E	F	G	H	H'	J	K	L	M	N	O	ØP	ØR	S	T	U	V1	V1'	W
BX620 020 040 00/03	426	426	410	154	290	325	-	-	197	162	-	140	180	-	205	53	G2"	15	4.5	130	M8x17	M32x1.5	M32x1.5	42
BX620 020 055 00/03							571	226			167			200										

SIDE CHANNEL BLOWERS

BX 620 020 – 00/03 – Double Impeller – IE2



Ref. #	Description	Code
1	Side Channel Blower Double Impeller / Double Stage – Ø2" connection	BX 620 020__
2	Safety Valve	BXSV050AL03
3	Installation kit safety valve	BXKS05F050C
4	In-Line filter	Paper Polyester Stainless Steel 30 µ Stainless Steel 60 µ
5	Cartridge filter	BXCF050PA007
6	Filter kit	Nipple Socket
7	Final Silencer	BXFS050ZP - BXFS050ZPR
8	In-Line silencer	BXIS050
9	Indoor filter	BXIF050ZP100
10	Gauge	BXMN06306 BXVG06306
11	Sleeve + Hose clip kit	BXSH050
12	Check valve	BXCV050AL
13	Anti-vibration pins	BXAV08

